

2024-2025

# FACT BOOK

## Table of Contents

### Preface

<b>1. THE UNIVERSITY.....</b>	<b>2</b>
1.1. History	
1.2. Chronology	
1.3. Mission and Priorities	
<b>2. THE ADMINISTRATION.....</b>	<b>8</b>
2.1. Organizational Chart	
2.2. Board of Trustees	
2.3. Presidential Leadership Council	
2.4. Administrative Officers	
2.5. Academic Program Directors	
<b>3. STUDENT DATA.....</b>	<b>14</b>
3.1. Enrollment	
3.2. Student Demographics	
3.3. Student to Faculty Ratio and Average Class Size - Undergraduate	
3.4. Retention and Graduation Rates	
<b>4. DEGREES.....</b>	<b>20</b>
4.1. Degrees and Majors Offered	
4.2. Degrees Conferred	
4.3. Graduates Post-Graduation	
<b>5. FACULTY DEMOGRAPHICS.....</b>	<b>23</b>
<b>6. STAFF DEMOGRAPHICS.....</b>	<b>24</b>
<b>7. FINANCIAL INFORMATION.....</b>	<b>25</b>
<b>8. DEVELOPMENT and ALUMNI Donations.....</b>	<b>25</b>
<b>9. LIBRARY RESOURCES.....</b>	<b>25</b>
<b>10. IT RESOURCE.....</b>	<b>26</b>
<b>11. CAMPUS FACILITIES.....</b>	<b>27</b>

## PREFACE

The 2024-2025 Fact Book of The American University of Rome is designed to provide reliable and consistent information about the University and its students. Information from this and prior editions is a convenient reference for answering the most frequently asked questions about the AUR.

Section 1 contains general information about the University. Section 2 lists the administration, the Board of Trustees, program directors and includes the university's organizational chart. Section 3 contains information on student enrollment, demographics as well as retention and graduation rates. Information relating to degrees is provided in Section 4. Faculty profile is included in Section 5, and staff demographics in Section 6. The Fact Book also contains information on Development, Financial Information, Campus Facilities, Library and IT Resources.

Produced by Anar Khamzayeva, Ph.D., Senior Institutional Research Analyst.

If you would like further information on anything contained in the Fact Book please contact: Anar [a.khamzayeva@aur.edu](mailto:a.khamzayeva@aur.edu) +39 0658330919

## ***1. THE UNIVERSITY***

### **1.1.History**

AUR, founded in 1969 as an institution for study-abroad students, was incorporated in the District of Columbia in 1970. It was licensed by the Education Licensure Commission of the District of Columbia in 1986 to offer Bachelor and Associate Degrees and graduated its first class in 1987. It is currently licensed by the Delaware Department of Education. AUR is the oldest degree-granting American university in Rome. It has been accredited by the Middle States Commission on Higher Education (MSCHE) since March 2010 and was previously accredited by the Accrediting Council for Independent Colleges and Schools (ACICS) from August 1992, until it voluntarily withdrew in June 2010. In Italy, AUR is registered as a legal entity with the Rome Tribunal and it is authorized to operate in Italy by the Ministry of Education, Universities and Research.

The American University of Rome (AUR) is a small university of around 600 students, offering undergraduate and graduate degree programs of the highest quality. The university is the oldest American degree-granting institution in Rome, Italy. Since 1969 AUR has provided an American liberal arts and pre-professional education to students from across the globe, currently offering 10 Bachelors and 3 MA degrees. Overlooking the historical center of Rome from atop the Janiculum Hill, AUR's campus offers a safe and peaceful environment for learning and provides spectacular views of the city and surrounding hills. All programs (except Italian language classes) are taught in English.

AUR is a first-choice university for students seeking an international learning experience through well-established programs and as a popular destination for study abroad students. AUR excels in international higher education and is long-time partner with renowned universities in the U.S. to provide a range of academically rigorous, locale-based programs that meet the needs and aspiration of study-abroad students. Our programs are carefully integrated with the students' home institution's programming for the optimal transferability of credits.

Although global in its outlook, AUR is also firmly rooted in the local community, with strong links to Italian and European institutions. Its highly qualified faculty are active researchers with established or growing reputations and expert teachers using up-to-date pedagogies and instructional technologies to create the most effective learning environments.

AUR's academic programs are defined by their:

- combination of theoretical understanding with practical experience and classes are often taught on-site throughout Rome, Italy and beyond.
- abundant opportunities to gain real-world work experience through internships with national and international commercial companies and NGOs.
- small class sizes with a low student-to-staff ratio and an intimate learning environment focused on in-depth discussions.

As a multi-cultural university that recruits students and faculty from around the globe, AUR understands that diversity is fundamental to our institutional success and delivery on mission and vision. Not only does diversity stand as one of the five pillars of our University Strategic Plan, we place great value on the academic, social, and broader community benefits that arise from a diverse community. We actively embrace DEI principles and policies by working to eliminate discrimination in hiring, student recruitment, and in day-to-day operations. We also actively strive to maintain equitable and inclusive conditions for the individual success, for the free and frank expression of diverse ideas, and for the vitality of AUR's learning community.

## **1.2.Chronology**

1969

The American University of Rome established

1969-1977

**Founding President: David Colin**

8 Oct 1970

Articles of Incorporation (Apostile No. 143612 24 June 2005)

8 Oct 1970

Certificate of Incorporation (Apostile No. 143612 24 June 2005)

1977-1989

**President: John V. Falconieri**

3 April 1986

Authority to confer degrees – D.C. Licensure

Bachelor in Business Administration

B.A. in Interdisciplinary Studies

A.A.A. in International Business

(see Resolution No.D-05-04, 27 Jan 2005)

Sept 1986

Articulation Agreement with College of Staten Island (CUNY)

April 1987

First degree issued: A.A. in Liberal Arts

4 Aug 1988

Authority to confer degree – D.C. Licensure

A.A. Liberal Studies

(see Resolution No. D-05-04, 27 Jan 2005)

14 June 1990

Authority to confer degrees – D.C. Licensure

B.A. Italian Studies

B.A. International Relations

(see Resolution No. D-05-04, 27 Jan 2005)

16 July 1990

Initial Application for ACICS Accreditation

1990-1993

**President: Robert Severino**

7-8 Oct 1991

ACICS Evaluation Visit (1) & D.C. Licensure visit

13 Aug 1992

ACICS Accreditation granted

Dec 1993

AUR moves to new premises at Via Pietro Roselli 4

1993-1995

**President: Amb. Alessandro Cortese de Bosis**

17-23 Feb 1996

D.C. Licensure On-site Review

Sept. 1995—Jan. 1996

**President: Angela Iovino**

Feb. – Dec. 1996

**Acting President: Peter Alegi**

21 Feb 1997

Resolutions of the Corporation concerning Opening a Branch in Rome (Apostile No. 36383 21 February 1997)

June 1997 - June 2003

**President: Margaret Melady**

23 Oct 1997

Amendment to Articles of Incorporation (Board of Trustees) (Apostile No. 143616 24 June 2005)

23 Oct 1997

Certificate of Amendment – D.C. Licensure (Board of Trustees) (Apostile No. 143616 24 June 2005)

22 Jan 1998

Authority to confer degrees – D.C. Licensure

B.A. in Communication

B.A. in Business Administration changed to B.S. in Business Administration

(see Resolution No. D-05-04, 27 Jan 2005)

19 Feb 1999

Amendment to Articles of Incorporation (confer degrees) (Apostile No. 143615 24 June 2005)

26 May 1999

Certificate of Amendment – D.C. Licensure (Apostile No. 143615 24 June 2005)

1-7 Nov 2002

D.C. Licensure On-site Review

15 Nov 2002

ACICS Self Study submitted

July 2003 – June 2005

**President: Robert Evans**

15-17 Sept 2003

ACICS New Grant Evaluation Visit

15 Dec 2003

ACICS Accreditation granted for 5 years to December 2008

27 Jan 2005

Resolution No. D-05-04 – D.C. Licensure

License Renewed for 3 years to 28 January 2008

10 April 2005

Authority to confer degrees – D.C. Licensure

B.A. in Art History (see email 13 April 2005, Rolin Sidwell)

22 June 2005

Certificate of Good Standing – D.C. Licensure (Apostile No. 143613 24 June 2005)

2005-2006

**Interim President: Robert Marino**

5 Jan 2006

Affidavit of Andrew F. Palmieri (Apostile No. 150637 9 January 2006)

June 2006 – June 2011

**President: Robert Marino**

1 Oct 2007

Self-Assessment Document submitted to MSCHE

24 Oct 2007

ACICS Self Study submitted

27 Oct 2007

Certificate of Good Standing – D.C. Licensure

7-9 Nov 2007

MSCHE Applicant Assessment Visit

21 Feb 2008

AUR admitted to Recognized Candidacy status by Delaware Department of Education

March 2008

AUR admitted to candidacy for MSCHE regional accreditation

5 May 2008

Authority to confer degrees (Recognized Candidacy) Delaware Licensure B.A. in Archeology & Classical Heritage

15 July 2008

ACICS approval: BA in Archeology & Classical Heritage (January 2009)

15 July 2008

Authority to confer degrees (Recognized Candidacy) Delaware Licensure

B.A. in Film & Digital Media

21-23 Oct 2008

ACICS New Grant Evaluation Visit

19 Nov 2008

ACICS approval: BA in Film & Digital Media (September 2009)

11 Aug 2009

ACICS accreditation renewed to December 2012

August 2009

Delaware Department of Education License confirmed to December 2012.

1-4 Dec 2009

MSCHE Evaluation Visit

March 2010

MSCHE accreditation granted

5 April 2010

Delaware Department of Education Full Approval status extended to 31 December 2015

20 April 2011

B.A. Archeology and Classics and B.A. International Relations and Global Politics name changes approved by Delaware Department of Education

June 2011- June 2012

**Interim President: Andrew Thompson**

July 2012 to date

**President: Richard Hodges**

31 July 2012

Delaware Department of Education approval of the B.A. in Fine Arts

6 August 2013

Delaware Department of Education approval of the B.A. in Religious Studies

11 December 2014

Delaware Department of Education approval of M.A. in Arts Management

29 July 2014

Delaware Department of Education approval of M.A. in Food Studies

2 January 2014

MSCHE approval of the M.A. in Religious Studies and M.A. in Sustainable Cultural Heritage

28 January 2014

Delaware Department of Education approval of the M.A. in Religious Studies and M.A. in Sustainable Cultural Heritage

1-4 March 2015

MSCHE Evaluation Visit

25 June 2015

MSCHE accreditation granted

December 2015

Delaware Department of Education renewal of License to Dec. 31, 2020

Delaware Department of Education approval of BA in English Writing, Literature and Publishing

28 March 2017

General Education Program approved

15 June 2017

Board approval of B.S. in Travel and Tourism Management

March 2018

Academic Divisions instituted



1 July 2020

**President Scott Sprenger**

March 16 2021

B.A. in Communication and B.A. in Film and Digital Media name changes approved by Delaware Department of Education

May 4 2021

M.A. in Sustainable Cultural Heritage name change approved by Delaware Department of Education

19 November 2021

Delaware Department of Education Full Approval status extended to 31 December 2025.

16 March 2023

M.A. in Peace Studies name change approved by Delaware Department of Education

24-27 March 2024

MSCHE Evaluation Visit

27 June 2024

MSCHE accreditation granted

### **1.3.Mission and Priorities**

#### ***Mission***

The American University of Rome prepares students to live and work across cultures as skilled and knowledgeable citizens of an interconnected and rapidly changing world. AUR is a private, independent, not-for-profit institution of higher education, offering undergraduate and graduate liberal arts programs to degree-seeking and study abroad students from around the world.

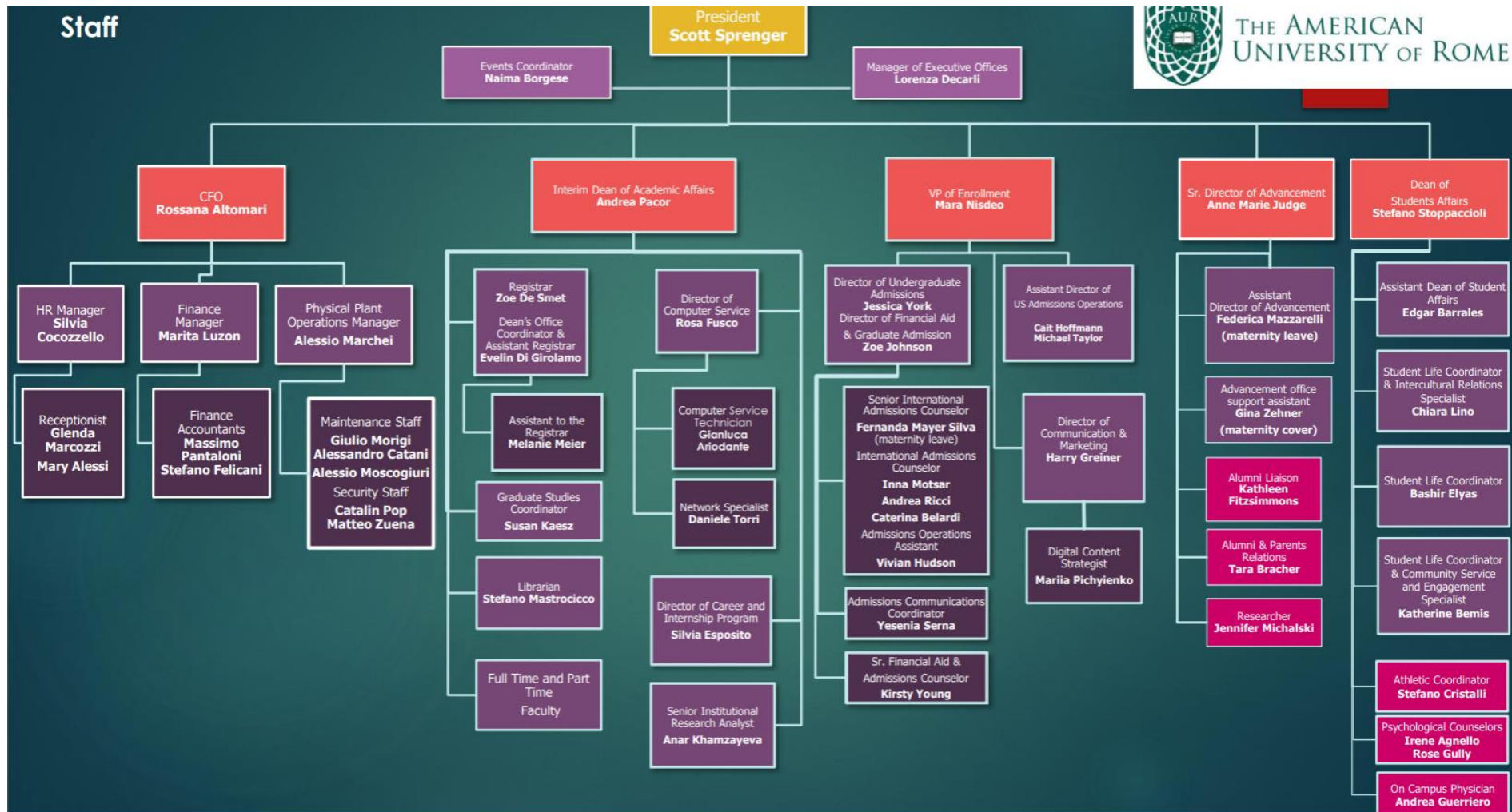
Taking the best of the American approach to interdisciplinary, student-centered learning, our international faculty and staff use Rome as our classroom and Italy and Europe as invaluable resources. AUR's innovative programs promote intellectual excellence, personal growth and an appreciation of cultural diversity in an international environment.

#### ***Priorities:***

1. Leverage AUR's location in Rome, Italy, and Europe for optimal, mission-driven teaching & learning experiences.
2. Strive for teaching and learning excellence (via a purpose-driven, interdisciplinary curriculum, student-centered pedagogies, research & academic services aligned with institutional mission and values, partnerships) in order to achieve optimal graduate outcomes and academic reputation.
3. Continuously recruit for and nurture a globally diverse, inclusive, and ethics-based learning community of internationally-minded students, faculty & staff
4. Maintain a beautiful and up-to-date campus & infrastructure that aligns with AUR's mission and student expectations
5. Achieve long-term institutional growth & sustainability

## 2. THE ADMINISTRATION

### 2.1. Organizational Chart



# Faculty



Interim Dean of Academic Affairs  
**Andrea Pacor**

**Undergraduate School**

**Graduate School**

**IR, BUSINESS STUDIES & SOCIAL SCIENCE**

**INTERNATIONAL RELATIONS & GLOBAL POLITICS**  
Irene Caratelli  
(Sabbatical leave Fall 24)  
Andrea Dessì (*ad interim*)

**BUSINESS STUDIES - TRAVEL AND TOURISM**  
Anna Sasso (*ad interim*)

**COMMUNICATION, ENGLISH AND MEDIA**

**COMMUNICATION AND DIGITAL MEDIA**  
Lorenzo Coretti

**ENGLISH, WRITING, LITERATURE, AND PUBLISHING**  
Lisa Colletta

**FILM**  
Theron Patterson

**ARTS & HUMANITIES**

**ART HISTORY**  
Jonathan Shimony  
(*ad interim*)

**FINE ARTS**  
Jonathan Shimony  
(*ad interim*)

**ARCHEOLOGY AND CLASSICS**  
Elizabeth Wueste

**INTERDISCIPLINARY STUDIES**  
Jenny Petrucci

**GENERAL EDUCATION**

**ITALIAN STUDIES AND MODERN LANGUAGES**  
Cathy Ramsey Portolano

**GENERAL EDUCATION**  
Genevieve Gessert

**SUSTAINABLE CULTURAL HERITAGE**  
Valerie Higgins

**Food Studies**  
Maria Grazia Quieti

**PEACE STUDIES**  
Antonio Marchesi

## 2.2. Board of Trustees

### *Officers*

**Thomas McCarthy - Chair**

Retired, former CFO at CIGNA  
Devon, PA 15333 – USA

**Neil Boyden Tanner, Esquire - Deputy Chair**

SVP and General Counsel for Finance, Strategy and International Markets, Cigna Philadelphia, PA –US

### *Trustees*

**Fiorella Alvino**

Partner at Nuziante Magrone  
Milan – ITALY

**Esther Barazzone**

President Emerita, Chatham University  
Washington, DC – USA

**Gloria P. Blint**

CEI, Red House Communications, INC.  
Pittsburgh, PA – USA

**Stephen A. Briganti**

Retired- President and CEO Emeritus, The Statue of Liberty and Ellis Island Foundation  
New York, NY – USA

**Dustin Brighton**

Managing Director of Brightstone Bridge, LLC  
Fayetteville, AK – USA

**John Dias**

Co-director of the New Tamarind Foundation  
New York – USA

**Jeannie Esti**

Principal at Compagna Enterprises, LLC  
Boston, MA – USA

**Kristin Gervasio**

Olive Oil Sommelier  
New York – USA

**Terry Grant**

President and CEO, Alta Bank  
Salt Lake City, UT – USA

**Joseph Gulino**

Managing Partner at DRRT  
Miami, FL – USA

**Mitch Henderson**

AUR Alumnus & Co-CEO of BNP Media  
Michigan – USA

**Mark Holland**

CEO and Chairman, Ascend Staffing  
Salt Lake City, UT – USA

**Lauren Jolliffe**

AUR Alumna, Author and Founder of Storyteller Lane  
California – USA

**Linda Kelley Kurfess**

Former US Government Bond Trading at Credit Suisse First Boston  
New York, NY – USA

**Robert J. Krapf**

Formerly Partner (retired), Richards, Layton & Finger, P.A.  
Newark, DE – USA

**Stephen Lavine**

President Emeritus, California Institute of the Arts  
Los Angeles, CA – USA

**Giovanni Linari**

Board Member of FTS S.p.A.  
Rome – ITALY

**Anne Luzzatto**

Retired. Formerly: Co-founder of the Women's Commission for Refugee Women and Children  
Washington, DC – USA

**Tom Pilla**

Founder & Principal, Faro Communications  
London – UK

**Jonathan Pollack**

Attorney at Yorn, Levine, et.al.  
New York, NY – USA

**Matthew Ripsom**

AUR alumnus (2015) and Business Consultant  
New York, NY – USA

**Larry Sonsini**

Senior and Founding Partner at Wilson Sonsini Goodrich & Rosati

Palo Alto, CA – USA

**Debra Tornaben**

Host & Producer PBS Series. Development consultant  
Jupiter Island, FL – USA

**Joseph Torsella**

Former State Treasurer, Commonwealth of Pennsylvania  
Philadelphia, PA – USA

**David Utrilla**

CEO, U.S. Translation Company  
Salt Lake City, UT – USA

**Gregory Varallo**

Partner, Head of Wilmington office – Bernstein Litowitz Berger & Grossman LLP  
Wilmington, DE – USA

*Trustees Emeriti*

**Andrew F. Palmieri**

Partner at Saul Ewing LLP  
Washington, D.C. – USA

**Elizabeth Dibble**

Director General of the Multinational Force and Observers  
Rome – Italy

**Thomas Duesterberg**

Senior Fellow, Hudson Institute  
Washington, DC – USA

**2.3. Presidential leadership council:**

Scott Sprenger, President

Andrea Pacor, Interim Dean of Academic Affairs

Mara Nisdeo, Vice President of Enrollment Management

Anne Marie Judge, Senior Director of Advancement

Stefano Stoppaccioli, Dean of Student Affairs

Rossana Altomari, Chief Financial Officer

#### **2.4. Administrative officers:**

President	Dr Scott Sprenger
Interim Dean of Academic Affairs	Dr Andrea Pacor
Vice President of Enrollment	Mara Nisdeo
Chief Financial Officer	Rossana Altomari
Director of Undergraduate Admissions	Jessica York
Director of Communications and Marketing	Harry Greiner
Director of Computer Services	Rosa Fusco
Dean of Student Affairs	Stefano Stoppaccioli
Director of Financial Aid	Zoe Johnson

#### **2.5. Academic program directors:**

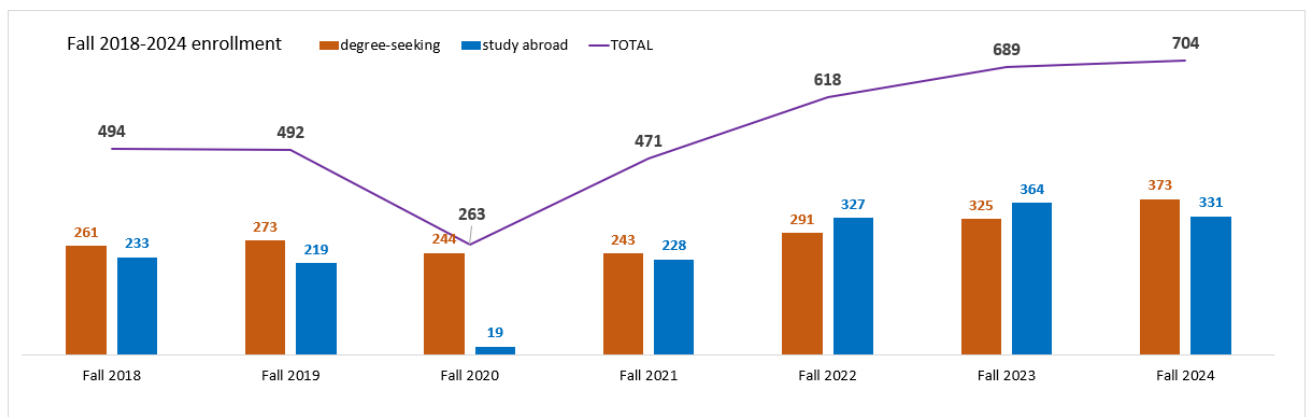
Archaeology and Classics, BA	Dr. Elizabeth Wueste
Art History, BA	Dr. Paul Gwynne
Business Administration, BS	Prof. Anna Sasso (acting)
Communication, BA	Dr. Lorenzo Coretti
English Writing, Literature and Publishing	Dr. Lisa Colletta
Film and Digital Media, BA	Prof. Theron Patterson
Fine Arts, BA	Dr. Genevieve Gessert (acting)
Interdisciplinary Studies, BA	Dr. Jenny Petrucci (acting)
International Relations, BA	Dr. Irene Caratelli
Italian Studies, BA	Dr. Catherine Ramsey Portolano
General Education	Dr. Genevieve Gessert
Travel and Tourism Management, BS	Prof. Anna Sasso
Peace Studies, MA	Dr. Antonio Marchesi
Food Studies, MA	Dr. Maria Grazia Quieti
Cultural Heritage, MA	Dr. Valerie Higgins

### 3. STUDENT DATA

#### 3.1.Enrollment

Academic Year (Fall semester)	2018-2019		2019-2020		2020-2021		2021-2022		2022-2023		2023-2024		2024-2025	
	#	%	#	%	#	%	#	%	#	%	#	%	#	%
Degree-seeking	261	53%	273	55%	244	93%	243	51%	291	47%	325	47%	373	53%
Study Abroad	233	47%	219	45%	19	7%	228	49%	327	53%	364	53%	331	47%
<b>Total</b>	<b>494</b>	<b>100%</b>	<b>492</b>	<b>100%</b>	<b>263</b>	<b>100</b>	<b>471</b>	<b>100</b>	<b>618</b>	<b>100%</b>	<b>689</b>	<b>100%</b>	<b>704</b>	<b>100%</b>

Source: Enrollment Snapshot prepared by AUR Registrar, September 2024



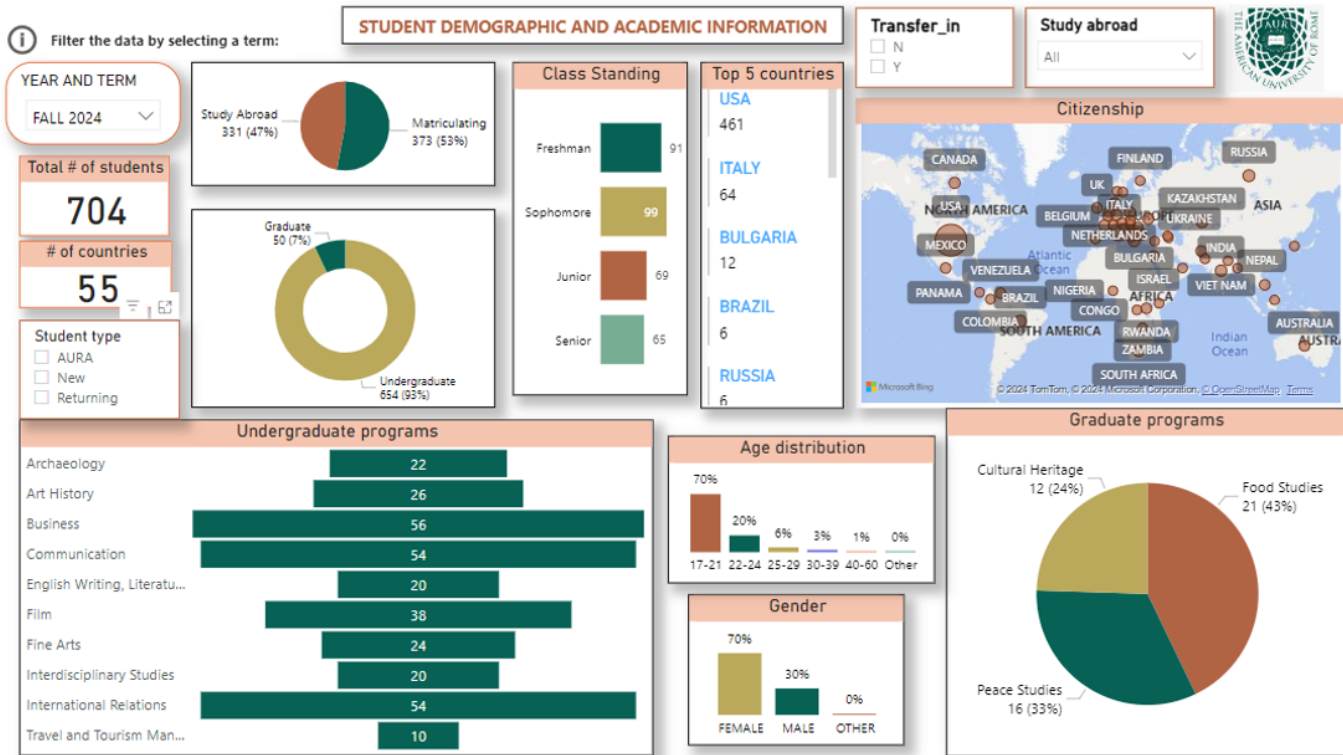
#### 3.2.Student demographics

*Note:* \*Undergraduate students only

\*\*both Undergraduate and Graduate students

Source: Student Demographics, prepared by the Registrar's office, September 2024





	Fall 2018		Fall 2019		Fall 2020		Fall 2021		Fall 2022		Fall 2023		Fall 2024	
<b>Attendance status</b>	#	%	#	%	#	%	#	%	#	%	#	%	#	%
Full Time undergrad AUR Students	190	76%	209	76%	167	75%	175	71%	219	76%	250	80%	317	85%
Part Time undergrad AUR Students	10	4%	6	2%	14	6%	5	2%	5	2%	6	2%	4	1%
Graduate AUR students	45	18%	46	17%	43	19%	62	25%	61	21%	50	16%	49	13%
AURA	4	2%	5	2%	0	0%	1	0%	4	1%	8	3%	5	1%
<b>Total AUR degree seeking students</b>	<b>249</b>	<b>95%</b>	<b>266</b>	<b>97%</b>	<b>224</b>	<b>94%</b>	<b>243</b>	<b>99%</b>	<b>289</b>	<b>100%</b>	<b>314</b>	<b>100%</b>	<b>373</b>	<b>99%</b>
AUDIT	2	1%	6	2%	7	3%	2	1%	1	0%	3	0%	5	1%
Non-Matriculating	10	4%	1	0%	8	3%	1	0%	0	0%	0	0%	0	0%
<b>TOTAL</b>	<b>261</b>	<b>100%</b>	<b>273</b>	<b>100%</b>	<b>239</b>	<b>100%</b>	<b>246</b>	<b>100%</b>	<b>290</b>	<b>100%</b>	<b>317</b>	<b>100%</b>	<b>380</b>	<b>100%</b>

	Fall 2018		Fall 2019		Fall 2020		Fall 2021		Fall 2022		Fall 2023		Fall 2024	
<b>Class level*</b>	#	%	#	%	#	%	#	%	#	%	#	%	#	%
Freshmen	68	33%	54	24%	60	30%	65	33%	78	34%	78	33%	91	28%
Sophomores	51	25%	62	28%	42	22%	42	22%	61	27%	61	26%	99	31%
Juniors	49	24%	55	25%	41	21%	36	18%	49	21%	64	27%	69	21%
Seniors	36	18%	50	23%	52	27%	40	21%	40	18%	32	14%	65	20%
<b>Total</b>	<b>204</b>	<b>100%</b>	<b>221</b>	<b>100%</b>	<b>195</b>	<b>100%</b>	<b>243</b>	<b>100%</b>	<b>228</b>	<b>100%</b>	<b>235</b>	<b>100%</b>	<b>324</b>	<b>100%</b>

	Fall 2018		Fall 2019		Fall 2020		Fall 2021		Fall 2022		Fall 2023		Fall 2024	
<b>GENDER*</b>	#	%	#	%	#	%	#	%	#	%	#	%	#	%
Male	75	35%	89	39%	80	40%	60	33%	66	29%	72	30%	88	26%
Female	140	65%	137	61%	120	60%	121	67%	164	71%	169	70%	236	73%
<b>Total</b>	<b>215</b>	<b>100%</b>	<b>227</b>	<b>100%</b>	<b>201</b>	<b>100%</b>	<b>181</b>	<b>100%</b>	<b>230</b>	<b>100%</b>	<b>241</b>	<b>100%</b>	<b>324</b>	<b>100%</b>

	Fall 2018		Fall 2019		Fall 2020		Fall 2021		Fall 2022		Fall 2023		Fall 2024	
<b>New Students*</b>	#	%	#	%	#	%	#	%	#	%	#	%		
Advanced Standing	20	24%	17	27%	6	13%	23	34%	25	26%	22	24%		
First year	49	60%	26	42%	30	64%	32	47%	41	42%	36	39%		
Transfer	13	16%	19	31%	11	23%	13	19%	31	32%	36	35%		
<b>Total</b>	<b>62</b>	<b>100</b>	<b>62</b>	<b>100%</b>	<b>47</b>	<b>100%</b>	<b>68</b>	<b>100%</b>	<b>97</b>	<b>100%</b>	<b>93</b>	<b>100%</b>		

	Fall 2018		Fall 2019		Fall 2020		Fall 2021		Fall 2022		Fall 2023		Fall 2024	
Age*	#	%	#	%	#	%	#	%	#	%	#	%	#	%
17-21	137	64%	135	59%	126	63%	130	72%	165	72%	172	70%	209	65%
22-24	47	22%	51	22%	45	22%	28	15%	46	20%	48	19%	87	27%
25-29	23	11%	27	12%	20	10%	16	9%	12	5%	14	6%	15	5%
30-39	5	2%	7	3%	5	2%	6	3%	2	1%	5	2%	7	2%
40+	3	1%	4	2%	4	2%	3	1%	5	2%	8	3%	5	2%
NR	0	0%	3	1%	1	0%	0	0%	0	0%	0	0%	0	0%
<b>Total</b>	<b>215</b>	<b>100%</b>	<b>227</b>	<b>100%</b>	<b>201</b>	<b>100%</b>	<b>181</b>	<b>100%</b>	<b>230</b>	<b>100%</b>	<b>247</b>	<b>0%</b>	<b>324</b>	<b>100%</b>

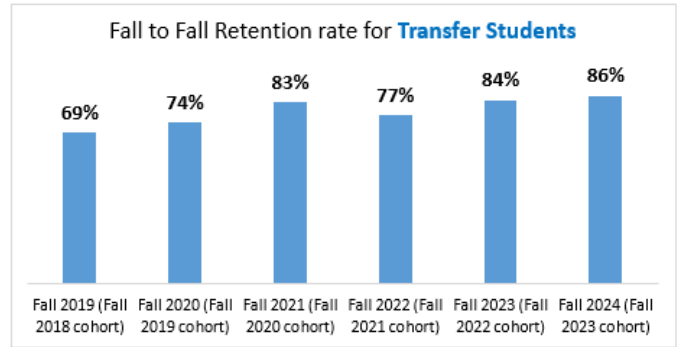
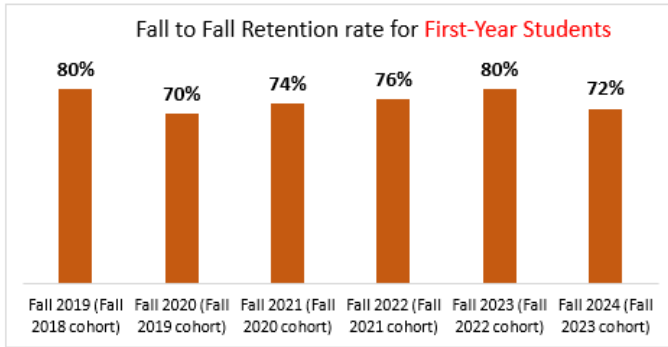
	Fall 2018	Fall 2019	Fall 2020	Fall 2021	Fall 2022	Fall 2023	Fall 2024
Average GPA of first year students	3.0	3.1	3.09	3.4	3.31	3.26	
Average GPA of transfer students	3.0	3.31	3.2	3.1	3.3	3.08	

### 3.3. Student to faculty ratio and average class size

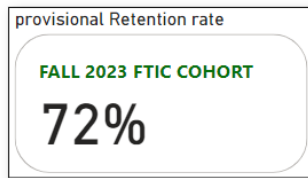
Semester	Total # of Students	AUR undergrad degree-seeking	Total # of Faculty	Student: Faculty Ratio
Fall 2017	507	210	78.5	15.0
Fall 2018	494	216	78.5	13.9
Fall 2019	492	221	79	14.9
Fall 2020	244	201	68	8.9
Fall 2021	466	175	76	11.7
Fall 2022	615	219	81	14.8
Fall 2023	677	250	103	15.4
<b>Fall 2024</b>	<b>704</b>	<b>321</b>	<b>104</b>	<b>16.8</b>

Fall 2024 Number of Class Sections with Undergraduates Enrolled								
Undergraduate	2-9	10-19	20-29	30-39	40-49	50-99	100+	Total
CLASS SECTIONS	42	118	48	2	0	1	0	211
Undergraduate	2-9	10-19	20-29	30-39	40-49	50-99	100+	Total
CLASS SUB-SECTIONS		5						5

### 3.4.Retention and graduation rates



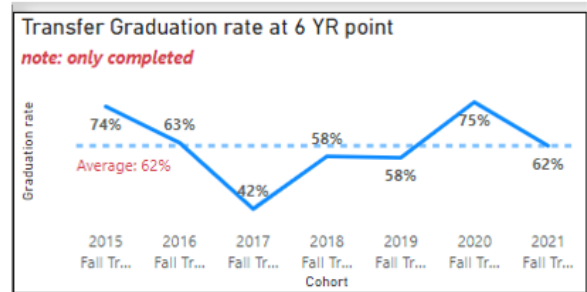
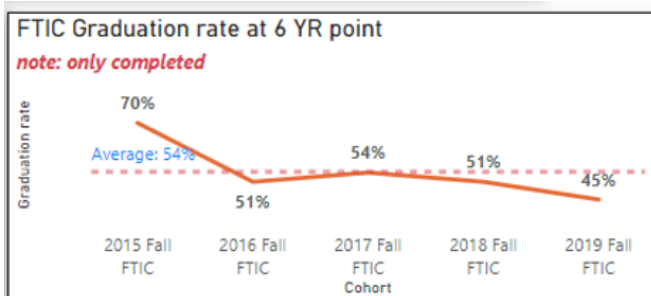
**Fall 2023 to Fall 2024 FTIC and Transfer Retention Rate**



major	Fall23 FTIC cohort	returning in Fall24
Archaeology and Classics	3	2
Art History	6	6
Business Administration	19	13
Comm & Digital Media	4	3
EWLP	2	
Film	6	4
Fine Arts	2	
Interdisciplinary Studies	3	3
IR & Global Politics	9	8
Travel and Tourism	3	2
<b>Total</b>	<b>57</b>	<b>41</b>

major	Fall23 Transfer cohort	returning in Fall24
Archaeology and Classics	6	4
Art History	3	3
Business Administration	8	8
Comm & Digital Media	3	3
Film	8	8
Fine Arts	1	1
Interdisciplinary Studies	1	1
IR & Global Politics	4	2
Travel and Tourism	1	
<b>Total</b>	<b>35</b>	<b>30</b>

### Graduation Rates



FTIC Graduation rate at 6 Year point			
<i>note: ongoing from 2020</i>			
Cohort_description	Graduated	Cohort total	Graduation rate
2015 Fall FTIC	26	37	70%
2016 Fall FTIC	24	47	51%
2017 Fall FTIC	33	61	54%
2018 Fall FTIC	25	49	51%
2019 Fall FTIC	19	42	45%
2020 Fall FTIC	15	34	44%
2021 Fall FTIC	10	52	19%
2022 Fall FTIC		65	
2023 Fall FTIC		57	

### FALL COHORTS

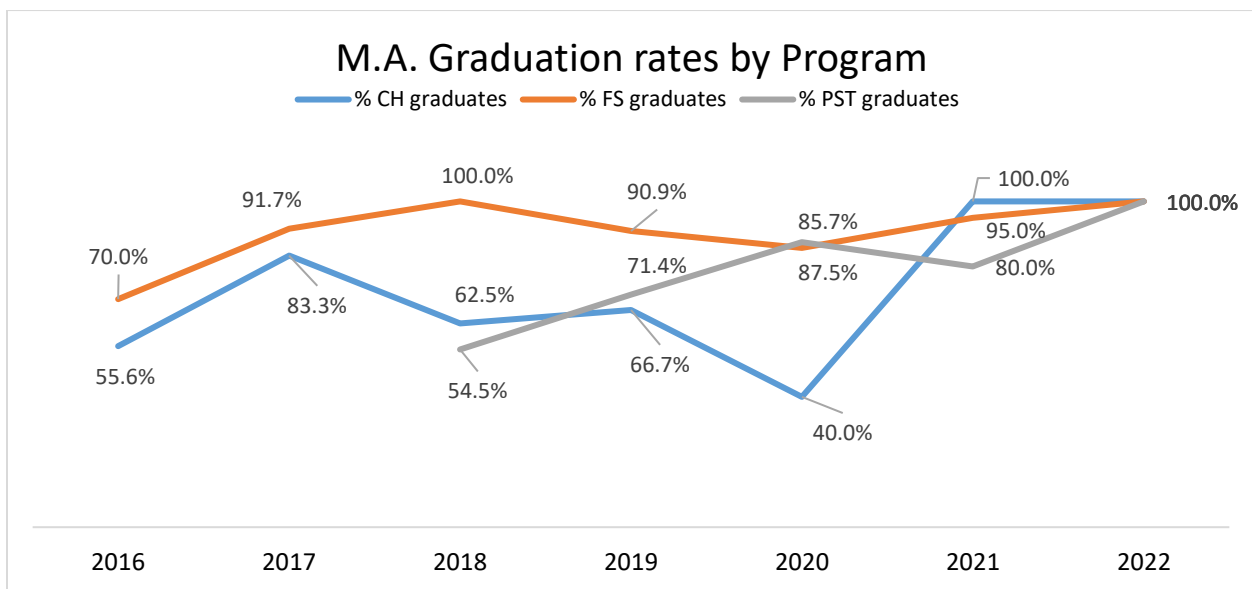
Transfer Graduation rate at 6 Year point			
<i>note: ongoing from 2022</i>			
Cohort_description	Graduated	Cohort total	Graduation rate
2015 Fall Transfer	14	19	74%
2016 Fall Transfer	10	16	63%
2017 Fall Transfer	8	19	42%
2018 Fall Transfer	7	12	58%
2019 Fall Transfer	11	19	58%
2020 Fall Transfer	9	12	75%
2021 Fall Transfer	8	13	62%
2022 Fall Transfer	13	31	42%
2023 Fall Transfer		35	

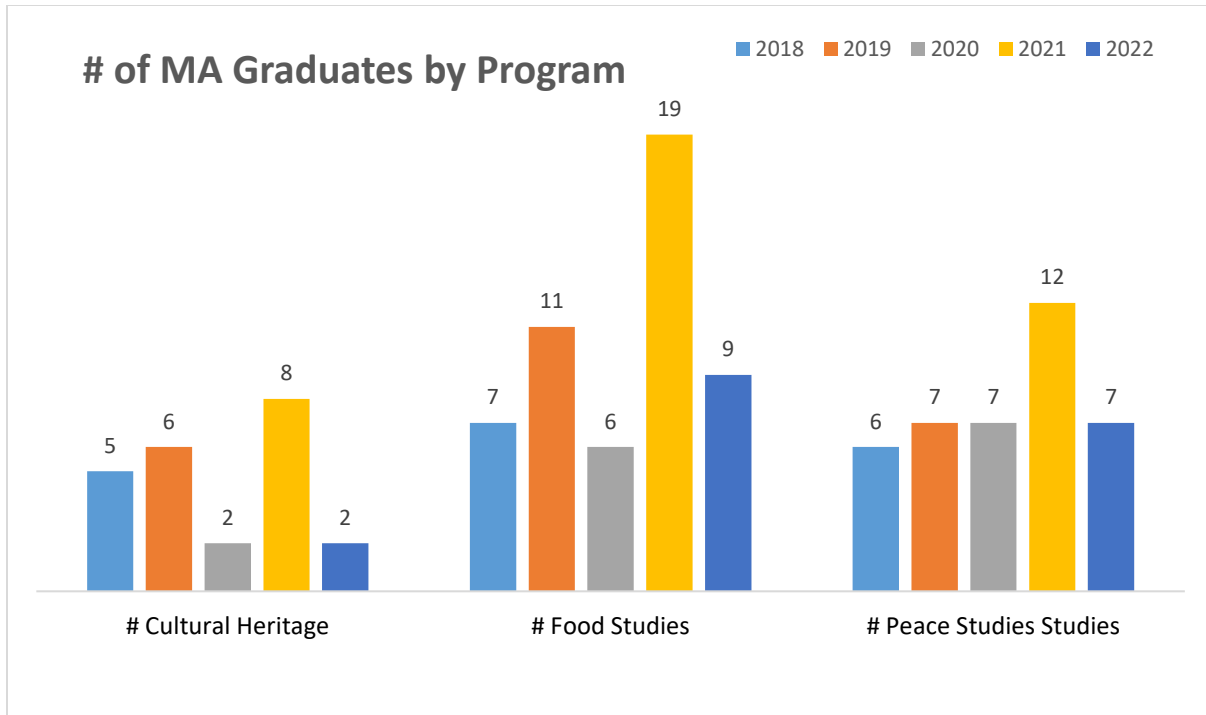
### MA Graduates rates

<b># in cohort</b>	4	19	36	22	26	24	20	43	18
<b>MA students (entering year)</b>	<b>2014</b>	<b>2015</b>	<b>2016</b>	<b>2017</b>	<b>2018</b>	<b>2019</b>	<b>2020</b>	<b>2021</b>	<b>2022</b>
<b>Completed in 16 months</b>	75.0%	68.4%	55.6%	77.3%	53.8%	62.5%	30.0%	62.8%	66.7%
<b>Completed in 20 months</b>		10.5%	8.3%	9.1%	3.8%	12.5%	40.0%	25.6%	22.2%
<b>Completed in 28 months or more</b>		5.3%	2.8%	4.5%	11.5%	4.2%	5.0%	2.3%	<i>11.1%</i>
<b>TOTAL graduation rates</b>	<b>75.0%</b>	<b>84.2%</b>	<b>75.0%</b>	<b>90.9%</b>	<b>69.2%</b>	<b>79.2%</b>	<b>75.0%</b>	<b>90.7%</b>	<b>###</b>
<b>By Program</b>	<b>2014</b>	<b>2015</b>	<b>2016</b>	<b>2017</b>	<b>2018</b>	<b>2019</b>	<b>2020</b>	<b>2021</b>	<b>2022</b>
# Cultural Heritage	4	8	9	6	5	6	2	8	<i>2</i>
# Food Studies		8	20	12	7	11	6	19	9
# Peace Studies Studies					6	7	7	12	7

*numbers in italic are not final*

Updated September 2024





## 4. DEGREES

### 4.1. Degrees and Majors Offered

#### Bachelor of Arts

Archaeology and Classics  
 Art History  
 Communication and Digital Media  
 English Writing, Literature and Publishing  
 Film  
 Fine Arts  
 Interdisciplinary Studies  
 International Relations and Global Politics

#### Bachelor of Science

Business Administration  
 Travel and Tourism Management

#### Associate of Arts

**Associate of Applied Arts**

Liberal Studies

**Master of Arts**

International Business

Food Studies

Peace Studies and Conflict Resolution

Cultural Heritage

**4.2. Degrees Conferred**

DEGREES CONFERRED							
Program	2017/18	2018/19	2019/20	2020/21	2021/2022	2022/2023	2023/2024
Archaeology & Classics	8	3	3	4	5	3	7
Art History	3	0	2	2	3	2	0
Bus. Admin.	10	9	22	13	8	14	13
Communication & Digital Media	2	7	8	8	2	4	8
English Writing, Literature and Pub.		4	2	2	7	5	5
Film	5	5	8	8	6	6	6
Interdisciplinary Studies	2	0	3	3	3	2	1
International Relations	13	15	11	15	6	12	7
Fine Arts	1	3			2	1	2
Travel and Tourism Mgt			1	2	2	4	1
MA Food Studies	14	11	6	18	8	20	9
MA Sustainable Cultural Heritage	6	4	6	4	3	8	1
MA Peace Studies			3	12	7	16	9
<b>Total</b>	<b>64</b>	<b>61</b>	<b>75</b>	<b>91</b>	<b>62</b>	<b>97</b>	<b>69</b>

*Note: as of Graduating class 2021, some students are completing double majors*

### 4.3. Graduates Post Graduation

AUR assesses employment and graduate school outcomes of its undergraduates and Master students by means of the Graduation Survey and Alumni Graduate Placement Survey. The information is collected starting pre-commencement through six months after graduation.

**class of 2023** Out of 99 alumni, 50 answered the survey: 50% Response Rate

#### TOTAL NUMBER OF GRADUATES: 99 INCLUDING M.A.

EMPLOYED FULL TIME AND PART TIME	35	56%
GRADUATE SCHOOL	12	19%
NOT EMPLOYED, LOOKING FOR A JOB	3	5%
TRAVELING, VOLUNTEERING, AND/OR UNDECIDED	0	0%
UNKNOWN	49	79%
<b>TOTAL</b>	<b>99</b>	<b>160%</b>

#### ANNUAL SALARY

Under \$15,000	7	35%
Between \$15,000 and \$29,999	6	30%
Between \$30,000 and \$49,999	7	35%
Between \$50,000 and \$74,999	2	10%
Between \$75,000 and \$99,999	3	15%
Between \$100,000 and \$150,000	2	10%
unknown	8	40%
<b>total</b>	<b>35</b>	

#### TOP INDUSTRIES FOR EMPLOYMENT

Entertainment/Media	0	0%
International Organizations	4	18%
Education/Research	8	36%
Financial Services/Banking	0	0%
Business Management	11	50%
Marketing/Advertising/PR	2	9%
Cultural Institutions	5	23%
Government and Policy	1	5%
<b>TOTAL</b>	<b>31</b>	

#### EMPLOYED BY MAJOR

Archaeology and Classics	1	4%
Art History	0	0%
Business Administration	8	30%
English Writing, Literature & Creative Writing	1	4%
Film and Digital Media	4	15%
Fine Arts	0	0%
Food Studies	6	22%
Interdisciplinary Studies	0	0%
International Relations and Peace Studies	2	7%
Peace Studies	7	26%
Cultural Heritage	6	22%

**88%** working or in graduate school within 6 months of graduation (*excluding unknown*)

35 130%



## 5. FACULTY DEMOGRAPHICS

HIGHEST DEGREE	Full time		Part time		Grand Total	
	#	%	#	%	#	%
Bachelor of Arts	0	0%	14	15%	14	13%
Bachelor of Fine Arts	0	0%	1	1%	1	1%
Bachelor of Science	0	0%	1	1%	1	1%
Diploma	0	0%	2	2%	2	2%
Doctor of Business Admin	0	0%	1	1%	1	1%
Doctor of Philosophy	12	71%	41	44%	53	48%
Master of Arts	2	12%	17	18%	19	17%
Master of Business Administration	0	0%	5	5%	5	5%
Master of Fine Arts	1	6%	6	6%	7	6%
Master of Science	2	12%	5	5%	7	6%
<b>TOTAL</b>	<b>17</b>	<b>100%</b>	<b>93</b>	<b>100%</b>	<b>110</b>	<b>100%</b>

GENDER	Full time		Part time		Grand Total	
	#	%	#	%	#	%
Female	11	65%	54	58%	65	59%
Male	6	35%	39	42%	45	41%
<b>TOTAL</b>	<b>17</b>	<b>100%</b>	<b>93</b>	<b>100%</b>	<b>110</b>	<b>100%</b>

CITIZENSHIP	Full time		Part time		Grand Total	
	#	%	#	%	#	%
US	6	35%	16	17%	22	20%
European	11	65%	74	80%	85	77%
Other	0	0%	3	3%	3	3%
<b>TOTAL</b>	<b>17</b>	<b>100%</b>	<b>93</b>	<b>100%</b>	<b>110</b>	<b>100%</b>

## 6. STAFF DEMOGRAPHICS

AUR STAFF		
FULL TIME	38	90%
PART TIME	4	10%
Total	42	100%

AUR STAFF		
FEMALE	27	64%
MALE	15	36%
Total	42	100%

OCCUPATIONAL ACTIVITY CATEGORIES		
#	%	
25	60%	PROFESSIONAL NON FACULTY
3	7%	SERVICE/MAINTENANCE
5	12%	EXECUTIVE
7	17%	CLERICAL/SECRETARIAL
2	5%	TECHNICAL AND PARAPROFESSIONAL
<b>42</b>	<b>100%</b>	<b>TOTAL</b>

CITIZENSHIP		
USA	10	24%
ITALY	21	50%
UK	3	7%
UKRAINA	2	5%
BELGIUM	1	2%
KAZAKHISTAN	1	2%
ROMANIA	1	2%
GERMANY	1	2%
EGYPT	1	2%
BRASILE	1	2%
<b>TOTAL</b>	<b>42</b>	<b>100%</b>

STAFF HIGHEST DEGREE		
AA	1	2%
BA	14	33%
BS	1	2%
MA	9	21%
MS	5	12%
MBA	0	0%
PHD	1	2%
DIPLOMA (high school)	10	24%
LICENZA MEDIA (middle school)	1	2%
<b>TOTAL</b>	<b>42</b>	<b>100%</b>

## 7. FINANCIAL INFORMATION

### 7.1. Tuition and fees

2023-2024	Euros	US Dollars
Tuition Full Time (per semester)	€ 10,700	\$ 14,250
Tuition Part Time per semester (3 credits)	€ 2,700	\$ 3,600
Housing	€ 4,200	\$ 5,200
Masters Tuition (full program)	€ 21,000	\$ 27,400

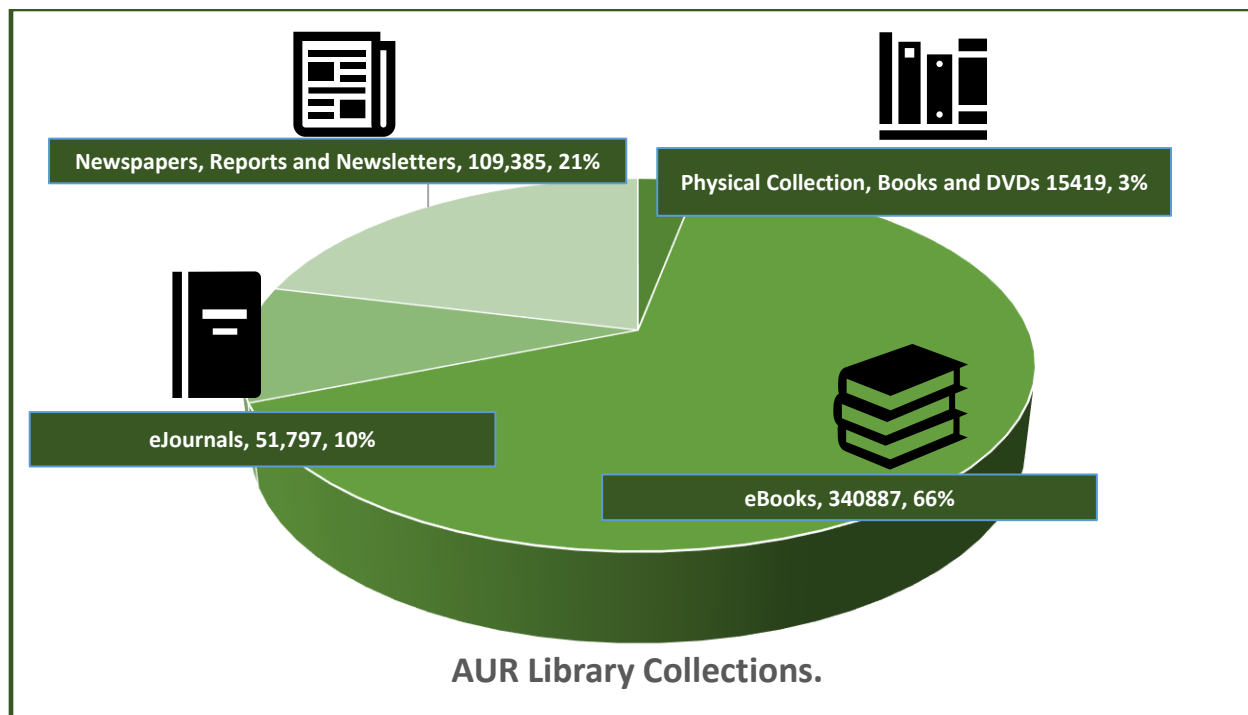
## 8. DEVELOPMENT AND ALUMNI DONATIONS

2016-17	2017-18	2018-2019	2019-2020	2020-2021	2021-2022	2022-2023	2023-2024
€ 378,424	€ 316,931	€474,555	€534,156	€336,728	€906,404	€594,953	<b>€473,575</b>
\$409,993	\$373,739	\$559,617	\$631,607	\$405,843	\$1,003,353	\$648.032	<b>\$499,447</b>

## 9. LIBRARY RESOURCES

Year	Books	Videos/ DVDs	eBooks
2015	12978	934	141500
2016	13489	985	150720
2017	13639	1062	160000
2018	13761	1132	160000
2019	14122	1135	180000
2020	14192	1166	201500
2021	14049	1169	208000
2022	14260	1169	210800
2023	14177	1174	242721
2024	14228	1191	340887*

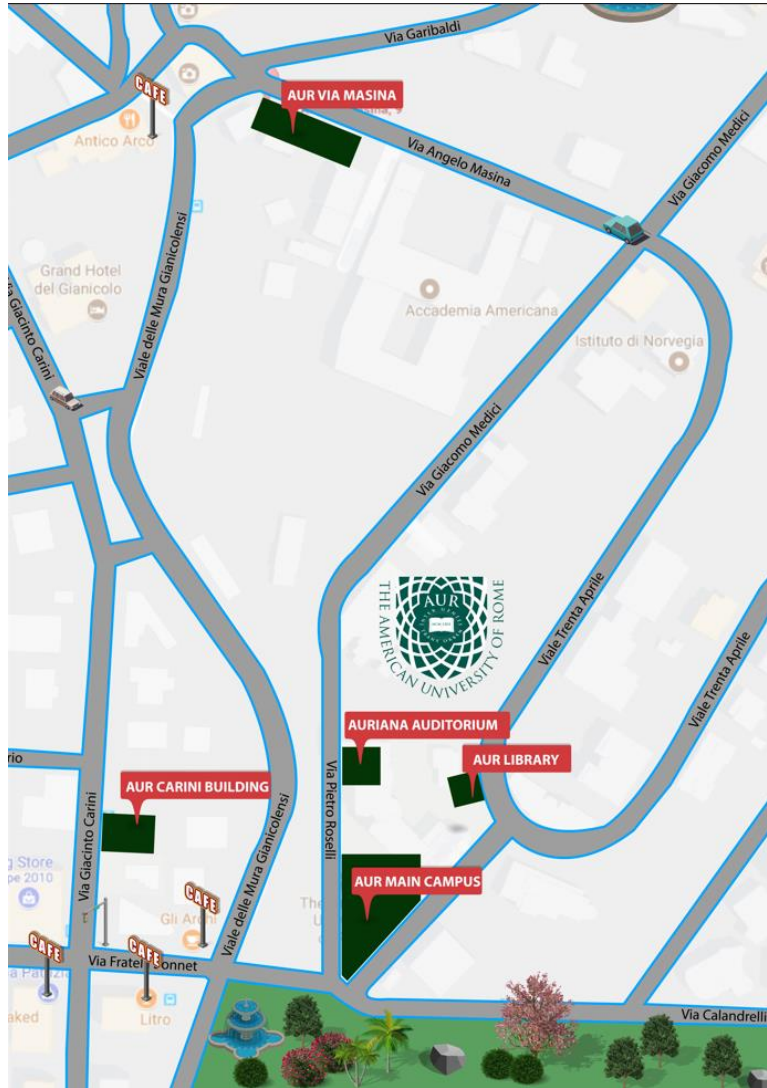
*This category includes 246,703 subscribed titles along with 94,184 indexed open-access volumes.*



## 10. INFORMATION TECHNOLOGY RESOURCES

Computers on campus for student use	12 PCs & 8 Macs
PC/Mac labs	2
Most used hours of the day	12 pm – 6 pm
WLAN (coverage)	100%
<b>Classroom equipment list</b>	
Smart Classrooms	17
Computers in classrooms	16
Big Pad	1
Laptops for student checkout	20

## 11. CAMPUS FACILITIES



Campus size	sqm 4242.47/ 45.649 sqft (covered sqm 3860 sqft)
Administrative offices	19
Faculty areas and offices	15
Classrooms	15
Laboratories	5
Library	1
Common and recreational internal areas	4
Terraces and gardens	(3 terraces and 3 gardens) 7
Meeting, conference and seminar areas	3
Auditorium	